

Online Service Request Form (SRF) – User Instructions

[16 March 2023]

The Service Request Form (SRF) is a standardized document that must be completed by any organization requesting transport and / or storage services from the Logistics Cluster. Accurate information on the request is critical for successful tracking , documentation, and accountability of the services to be provided. The user should carefully review the document before submitting the form to the cluster.

Once the SRF is considered accurate and complete, then the Logistics Cluster will issue a SRF Tracking Number to the user and puts the data into a SRF tracking database.

A. SRF GUIDELINES AND SUBMISSION (Link : [Please Click here](#))

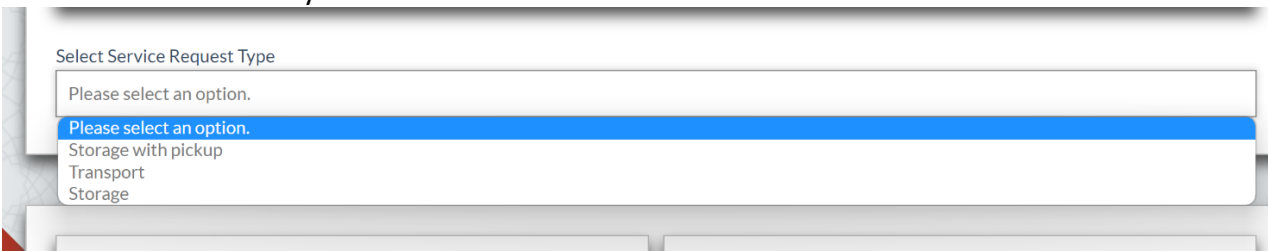
1. Selection of Language

Service requestors can select the preferred language to submit their request. The available languages at the moment are: English, French and Spanish.

Select your preferred language

2. Selection of Service (s)

The drop-down list provides list of services that logistics cluster / sector is providing which includes: Storage, Transport and Storage with pickup. The service types will be limited by the types of services available in that country mission.



Select Service Request Type

Please select an option.

Please select an option.

Storage with pickup

Transport

Storage

Once the service type selection made, please enter the location and dates required for the service.

3. Points of Contact

Service users should fill the point of contacts for both the sending and receiving end. If same service user's point of contact is sending and receiving the cargo, then the toggle at receiving contact detail can be left as it is.

Sending Organization Details

Sending Organization Name
Sender Organization

Sending Organization Contact Name
The full name of the responsible focal point at the sending organization

Sending Organization Contact Phone Number
The full phone number of the focal point of sending organization with c

Sending Organization Contact Email
The full email address of the focal point of the sending organization

Sending Organization Reference Number
Any reference number used by the sending organization for tracking

The request form will default to the sender and receiver having the same information. If the receiver organization is different from the sender organization, please select “no”.

Receiving Organization Details

Receiving Contact is the same (as Sending Organization Contact) Yes No

Select "No" if a different organization is receiving the cargo than the sending organization

4. Clearing organization detail

By default the toggle for clearing organization details is “no”. If a clearing agent is needed, select “yes” and enter clearing agent information.

Clearing Organization Details


Clearing Agent Required No Yes

Select "Yes" only if cargo is clearing customs and the Logistics Cluster must speak with a clearing agent

Key Note: Users must ensure all contact details provided in the SRF are accurate and valid.

5. Cargo Information

Service requestors must add at least one line item. Line items can be added by selecting the “add line item” button.

 Add line item

Once selected, a new window will pop up with item level information.

Add line item ✕

Item Category		Description <small>The full and accurate description of the goods being shipped</small>	
Unit Quantity <small>Numeric value - whole numbers only</small>	Unit Type	Handling Quantity <small>Numeric value - whole numbers only</small>	Handling Type
Total Weight (kg) <small>Weight in kilograms, numeric values only</small>	Total Volume (m3) <small>Volume in cubic meters, numeric values only</small>	Total Value (USD) <small>Total Insurance Value in US Dollars</small>	
Temperature Range <small>No cold chain required</small>	Dangerous Goods <small>Please select by typing</small>	Regulated Item <input type="checkbox"/>	Fragile Item <input type="checkbox"/>
Expiry Date <small>Expiry Date</small>	Batch Number <small>Batch Number</small>	Cargo Type	

Close Dialog
Add line item

Requestor should fill in as much data as required to ensure proper management of cargo items. Note: some data fields are mandatory. Once completed, select “add line item.” The line item will now be displayed on the form:

Cargo Information

1 - Health - Hygiene Kit
500kg .6m³ 1000USD 100 100Box/Carton

Remove this line item
Duplicate this line item
Edit line item

Add line item

Requestors may add as many line items as required.

B. AFFIRMATION, DATE AND SIGNATURE

Requestors are required to include their information before submitting. By default, the requestor information will be the same as the cargo sender/owner.

Requestor is the same as cargo owner

Yes

If you are submitting a request and you are not the same as the person as the name listed in the “sender” section, please select “no”. Note: the verification email will be sent to the requestor only – if the email in the affirmation box is not yours, you will not be able finalize the SRF. Please be sure to list only emails you can actively access.


Requestor details:

Name of Person Making Request

Position/Title of Person Making Request

Email of Person Making Request

Once the requestor details are fully entered, users should fill out the security CAPCHA and select “Submit Service Request”.

I'm not a robot  reCAPTCHA
Privacy - Terms

C. CONDITIONS OF SERVICE

“**CONDITIONS OF SERVICES**” refers to the terms and conditions that Service User agrees to abide by to use the Common Services provided by Service Provider. In order to finalize the request, you must submit “I Confirm.”

By confirming this request you agree with the Logistics Cluster conditions of service ×

- (i) The service provider acts as an agent for the service users.
- (ii) The service provider assumes no responsibility for the transportation and/or for any loss or damage to the Goods carried.
- (iii) Service users are responsible for making adequate arrangements for the insurance of their Goods.
- (iv) This SRF is not a document of transport; it is used for administrative convenience and is not intended to replace, substitute or supersede the transport document that may be issued in connection with any movement under the SRF.
- (v) All duties and taxes assessed on the cargo listed on this SRF are responsibility of the Sending Organization, and should be resolved to the satisfaction of the relevant authorities prior to the cargo being handed over by the Sending Organization or their Agent to the service provider.
- (vi) The information contained in this SRF will be treated digitally, and may be hosted on a 3rd party server.

*Confirmation of this request does not mean that a request has been accepted or approved. Requestors will be notified separately once requests have been accepted.

Once a request has been fully submitted, users will be asked if they would like to start a new service request or if they would like to duplicate the current service request. Duplicating a request will speed up the process of making another similar request – requestors can alter some key details but otherwise redo the entire process quickly.

Your request was submitted successfully! ×

Duplicate this request

[↻ Duplicate this request](#)

[➕ Create a new request](#)

The last step of the process: the email listed as the “requestor” will receive a confirmation email asking the requestor to confirm by following a link. The confirmation email will remain active for 24 hours. Unless the requestor confirms this link, the request will never be fully received by the customer service representative.

Additional information on terms and tracking can be found below:

Item Category – Users must identify the category of their items using the drop-down menu. The item categories correspond to the Cluster associated with the items, practically which need to be picked based on the **use of the line-item cargo**. The full list of categories, along with examples, can be seen at the end of this document. The identification of the item categories provides a critical piece of information when reporting Cluster support by sector.

Inventory Units – These are the lowest level of units being shipped.

1. **Quantity** - The Total No. of items can only be a whole number and the Unit Type needs to describe the items accurately.
2. **Unit Type** - Right now users can only pick from a drop-down menu of choices in order to ensure standardization of item info from the users. This can easily be expanded if required. Unit choices:
 - Each
 - Litre
 - Pair
 - Part
 - Bulk (kg)

Description - A full and accurate description of the goods being shipped must be provided in the “**Description**” section of the SRF. Item descriptions need to be as specific as possible or your SRF may be delayed in processing. The Logistics Cluster needs to know very specific and detailed information on all cargo shipped so that the Cluster can ensure proper handling. Additionally, items such as fuel which may contaminate other humanitarian relief goods such as food need to be shipped in different modes.

Key note: *If an agency is shipping a relief item consisting of a pre-packaged basket of goods, they must attach the packing list of that basket. For example, if an agency is sending a pre-packed bag of cooking NFIs (pots, cups, etc...) then even though the bag is an individual item, the cluster still must have the packing list of those items for insurance and customs reasons.*

Handling Units: This section describes how the individually counted units are packed together.

1. **Quantity** - The Total quantity of Handling Units can only be a whole number and the Unit Type needs to describe the items accurately. Please note that the Handling Units Quantity should only be the same or less than the Inventory Units Quantity.
2. **Unit Type** - Right now users can only pick from a drop-down menu of choices in order to ensure standardization of item info from the users. This can easily be expanded if required. Unit choices:

Bulk (kg)	Crate	None/Loose	Bale/Bundle	Kit/Set	Litre
Bag/Sack	Drum/Barrel	Each	Box/Carton	Roll	Pair

Total Weight, Volume and Value of Cargo

1. **Total Kg** - This must be filled out correctly. Only numerical entries can be entered by the user. The user must enter the total weight in KG of the line items.
2. **Total m3** – Calculating the volume of the items you are requesting the Logistics Cluster to handle is a critical component of cargo movements and storage. The Logistics Cluster uses this information to consolidate and ensure that the full use of Mobile Storage Units (MSUs) and common transport modes (boat, barge, truck, or fixed wing) are being utilized to their fullest potential.
 - To calculate volume, you simply need to measure the height, width, and length of any item’s box and multiply.
 Volume = height x width x length. *For example, if your box is 1.2 m high x 2 m wide x 1 m long, your total volume for that box is: 2.4 m3*
 - If you have a small box in centimetres, calculate it in meters before calculating volume by dividing the centimetres by 100. *For example, if your box is: 100 cm = 1.00 m; 150 cm = 1.50 m; and 200 cm = 2.00 m.*
 Therefore, the volume is $1.00 \times 1.50 \times 2.00 \text{ m} = 3 \text{ m}^3$
 - An online volume calculator is available here: <https://volumecalculators.com/>
 - In the SRF, you will insert **total volume for the line item only**.
3. **Total Value (\$)** – Total value of each line items on US dollars must be filled. If it is purchased in any other currency then converting the sum into USD can be done.

Dangerous Goods – Items which can be considered hazardous or dangerous cargo through international shipping standards. Examples are lithium batteries, items containing fuel or petroleum products, or other chemicals. All such items will have a corresponding UN ID number which can be received once service user start to type the item description or UN ID number.

Regulated – Items which may have locally implemented restrictions. For example, wireless communications equipment in certain locations where communications equipment is heavily regulated.

Fragile – These are any goods which require sensitive handling or careful storage (e.g. electronics or glass).

Temperature Range – Items that are temperature sensitive and may require special storage or handling. To indicate temperature requirement ranges select one of the pre-defined ranges from the drop-down in the SRF. For ranges that are not expressed in the drop-down, please include the temperature ranges in the comments section of the SRF.

Temperature Range	Common Name
Below -15°C	Frozen Storage
2° to 8°C	Refrigerated Storage
8° to 15°C	Cool
15° to 25°C	Climate Controlled or “Room Temperature”

Expiration Date – For items that have specific expiration dates that need to be tracked, including www.Logcluster.org

food, medical and chemicals. Expiration date is not mandatory, and is generally only included where required.

Batch/Lot Number – For items that must be tracked by batch/lot of production, usually pharmaceuticals or medical consumables. Batch/Lot number is not mandatory, and is generally only included where required.

Comments - This box can provide specific information and/or special requirements for handling or transportation of your cargo/items or any other relevant logistics information.

Please note the following guidelines on submitting an SRF:

Transport:

- Must be completed one SRF per each starting location and final location.
- The same SRF can be used if the final location is a service point / storage facility at which cargo will also be stored.

Storage:

- A separate storage SRF must be submitted for each location or storage facility.

- Any kits on the SRF must be accompanied by a packing list of the items within the kit. If you are submitting an online SRF that includes kit components, please email your cargo focal point.

When in doubt, contact the Logistics Sector at tureq.sectorcargo@wfp.org.

D. GUIDELINES FOR SRF NUMBER ISSUANCE



Consignment Report
RITA2 Test - Rome

rita.logcluster.org/rita2/
RITA.Global@wfp.org

ROM-0011

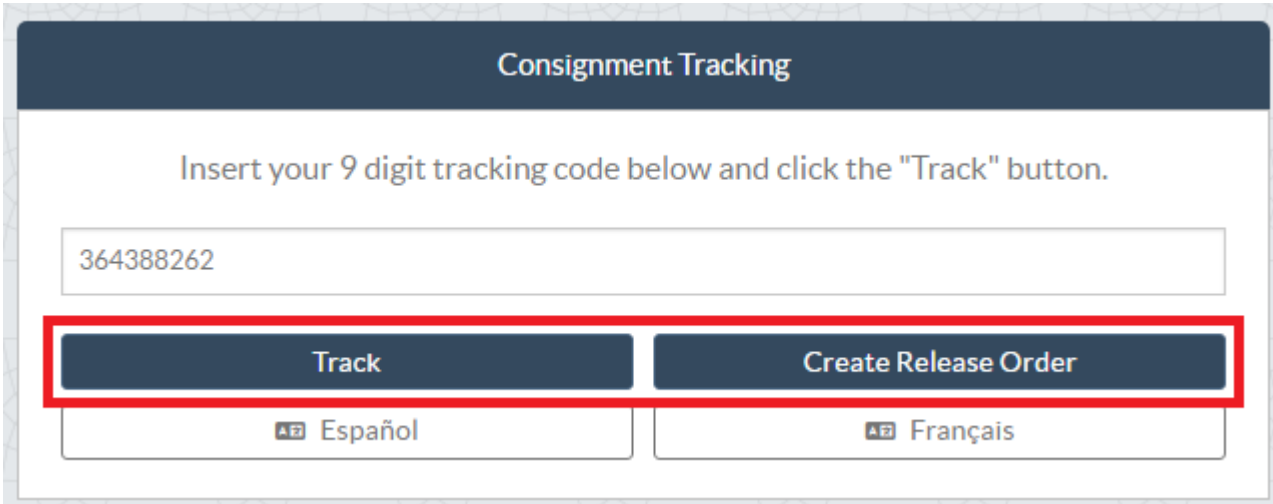
Tracking Code: 364388262 - Status: Closed



Once a SRF has been cleared and accepted by the Logistics Cluster, the user will be contacted and issued a Consignment Number and Tracking Number for the request. The Consignment Number will be allocated from the Cluster Relief Item Tracking Application (RITA) randomly generates Tracking

Number for future
reference by
service requestors.

The above image shows a consignment report where the SRF has been assigned the number “**ROM-0011**” and a unique “**Tracking code: 364388262**”. Requestors of services will be able view and manage their requests online at the following location: <https://rita.logcluster.org/public/track.htm>



Consignment Tracking

Insert your 9 digit tracking code below and click the "Track" button.

364388262

Track Create Release Order

ES Español ES Français

- **Tracking Cargo:** Service requestors may search for and monitor up the most recent status of their consignment
- **Releasing Cargo:** Service users can request the release of part or all of the cargo associated with their consignments.

Key note: The user needs to ensure this data is accurate and the totals for Weight and Volume make sense for the items being described

	CATEGORIES	DESCRIPTION	COMMON EXAMPLES
	Camp Coordination and Camp Management	Items for the installation and support of refugee or IDP camp infrastructure	Cement, timber, shovels, portable, containers
	Early Recovery	Supporting materials for programmes involved in restoration of public service or livelihood programmes	Wheelbarrows, shovels, construction materials
	Education	School and student support equipment	Text books, stationery, , desks
	Food Security	Food Products for support of the beneficiary	Rice, vegetable oil,maize, milk
	General Operations	Items not directed towards the beneficiary and not covered by other categories.	Office supplies, stationery, desks
	General Program	Any item required to support sectorial programs	Vouchers, distribution cards
	Health	Any material required for the medical support of beneficiaries	Bandages, portable operating theatres, medicines
	Logistics	Materials required for the direct logistical support of programmes	Fuel, motor oil, vehicles, generators, portable warehouses
	Nutrition	Food considered in relation to the body's dietary needs	Plumpy' Sup, Plumpy'Nut, High energy biscuits (HEB)
	Protection	Any item used to directly support programmes aimed at ensuring all people are protected in accordance with their human	Advocacy materials, mine action / removal equipment, debris removal items
	Shelter	Materials used to protect beneficiaries from the elements	Tarpaulins, tents, plywood, nails, mattresses, blankets, plastic sheeting
	Telecommunications	Equipment required to directly support field radio and information communications	Radios, satellite phones, radio towers
	WASH	Water, sanitation and hygiene products for beneficiaries	hygiene kits, chlorine, sanitary kits